




**MYMSC.COM
SHIPPING INSTRUCTION - 用户指引**

Mar/2026



用户登录网站: <https://www.mymsc.com> – for China – South / Hong Kong (China) / Taiwan (China)



选择语言

EN - 英文(推荐使用)

ZH - 中文

Welcome to myMSC

Sign in Email

Next

No account yet?

Sign Up Now

In few clicks you will be able to:

- 🔑 Search, save & review your Instant Quote
- 🔔 Receive up-to-date alerts & notifications
- 🚢 Manage all your shipments
- 📱 24/7 access from all your devices

输入账户并点击

NEXT, 再对应输

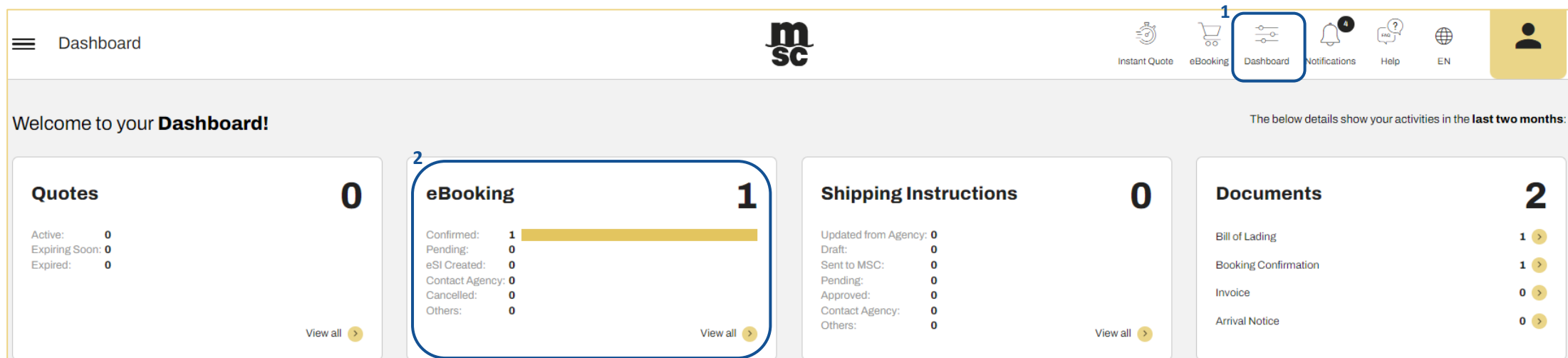
入密码登录

Download myMSC official App:



输入账号密码登录之后，请按以下步骤创建补料（仅在订舱状态为 Confirmed 时可用）

方式一（仅指通过 myMSC 订舱的booking）：单击右上角Dashboard图标 -> 单击选择eBooking -> 确认状态为Confirmed -> 点击图标  (Create Shipping Instruction)创建补料



Dashboard

Welcome to your **Dashboard!**

The below details show your activities in the last two months:

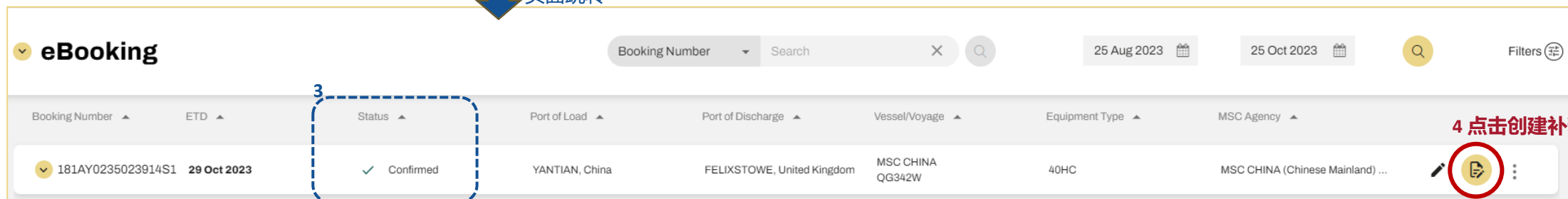
- Quotes: 0
- Active: 0
- Expiring Soon: 0
- Expired: 0
- View all >

- eBooking: 1**
- Confirmed: 1
- Pending: 0
- eSI Created: 0
- Contact Agency: 0
- Cancelled: 0
- Others: 0
- View all >

- Shipping Instructions: 0
- Updated from Agency: 0
- Draft: 0
- Sent to MSC: 0
- Pending: 0
- Approved: 0
- Contact Agency: 0
- Others: 0
- View all >


- Documents: 2
- Bill of Lading: 1 >
- Booking Confirmation: 1 >
- Invoice: 0 >
- Arrival Notice: 0 >

↓ 页面跳转



eBooking

Booking Number Search X Q 25 Aug 2023 25 Oct 2023 Filters

Booking Number	ETD	Status	Port of Load	Port of Discharge	Vessel/Voyage	Equipment Type	MSC Agency	
181AY0235023914S1	29 Oct 2023	Confirmed	YANTIAN, China	FELIXSTOWE, United Kingdom	MSC CHINA QG342W	40HC	MSC CHINA (Chinese Mainland) ...	

4 点击创建补料

方式二 (仅指非myMSC订舱的booking) : 单击左上角图标 ≡ -> 单击Shipping instruction ->单击 Other booking -> 输入订舱号后点击Check booking 验证通过后可点击创建提单补料



- Dashboard
- Quotes & tariffs
- eBooking
- Shipping instruction**
- Free Time, Detention & Demurrage
- Documents
- Tracking
- Schedules & cut-off
- Financial
- Solas VGM

Template

模板功能详见P20(非补料功能)

Other booking

Free Form eSI

≡ Create Shipping Instructions

Create Shipping Instructions

Booking Number:*

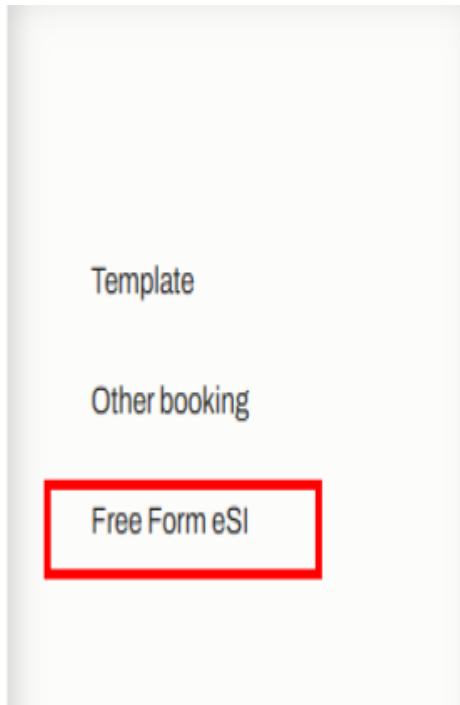
> Check booking



方式三 (仅用于拆并提单功能) : 单击左上角图标 -> Dashbo 三 ->单击Shipping instruction ->单击Free Form eSI -> 输入订舱号后点击Check booking 验证通过后可点击创建提单补料



- Dashboard
- Quotes & tariffs
- eBooking
- Shipping instruction



Free Form eSI 是客户自由编辑的，整票SI的所有信息都要客户自己填写，包括SO\船名航次\POL\POD\收发通\柜号\货物信息\付款方式\备注等。提单号写在备注栏。同一个SO 可以提交多票SI。

每票拆单的SI一定要用英文在Additional Comments中清楚备注如何拆单以及拆了几票，如SO#1811x split into xx set BL , this is 1st one B/L#MEDUxxxxxxx

☰ Shipping Instructions

Bill Of Lading: MEDU
Carrier Booking: 181AY

Agency: MSC CHINA (Chinese Mainland) – SOUTH

Vessel/Voyage: MSC MARIELLA/FL341W
Service Type: Port to Port

Cut-Off Date: 17-Oct-2023 00:00 请以最新的CY ANNOUCEMENT为准核算截补料日期

📄 Requested Documents	* 提单类型
👤 Parties	* 填写Shipper/ Consignee/ Notify party 信息
🚫 Additional Companies	请勿添加、编辑
📍 Route Details	船名/航次/POL/POD/FND, 请勿编辑, Feeder B/L 除外
📦 Containers and Cargo	* 填写货柜以及货品具体信息
💰 Charges	* 填写海运费付款方式 (与订舱保持一致, 如有不同请于截补料前与我司客服部联系)
🚫 Additional Ref. Numbers	请勿填写
🚫 Letter of Credit	请勿填写
📄 Customer Clauses	按需填写 ICS2 SI Additional Specific Info.
📄 Additional Comments	特殊备注

提示:

1. *为必填项;
2. myMSC 只接受英文字母字符, 请确保在英文输入法状态下录入信息 (包括空格和特殊符号)。录入非英文字母或字符将可能出现乱码, 字符丢失或者信息被系统删除。



Requested Documents - 提单类型

提单默认出正本“3”份。如需SWB，请在确保有 SWB 批复后勾选 Sea Waybill ,但提单申请为 Sea Waybill 时，提单数改为“1”。

关于提单显费要求，请务必在Additional Comments 备注。（提单是否显费不参考此处的勾选）

Select Document

Sea Waybill Original Original eBL ⓘ

Print Option

POL

Please note that you need to be registered with the eBL solution provider. For more information or to register, please visit www.msc.com/eBL

需要EBL的请先与EBL TEAM完成信息匹配

Document Type and Requested Copies

Original Unfreighted - 3 +

Original Freighted - 0 +

Copy Unfreighted - 1 +

Copy Freighted - 0 +

Original 正本提单, 仅勾选三份正本。

Sea Waybill 仅勾选一份副本

Parties: 录入 Shipper/ Consignee/ Notify party

Create Shipper ×

Same As: Please Select 可选择已入公司信息，通常用于 Notify (same as Consignee)

Manifested details
➔
舱单信息

↑
通讯录

Print on BL
➔
提单信息

*** 公司名称** Name:

*** 公司详细地址** Address:

*** 城市/地区，如CNEE是TO ORDER格式可不入** Location: Postal code:

请勿填写，公司税号/注册号等入在地址栏 Reference number:

Contact
➔
联系方式

Mirror Manifested details

联系人 Name:

电话号码 Phone:

传真号码 Fax:

邮箱地址(请务必提供正确有效的邮箱地址) Email:

Clear Data

Print on BL Print on BL informations are mandatory. Empty fields will be populated with the manifested details

Company Name:
Maximum 1 line characters left

Company Address:
Maximum 5 lines characters left

Contact and Reference:
Maximum 9 lines characters left

Cancel Save

- 提示:**
- 1.电话和传真需要显示在提单的，请务必在号码前对应加上PHONE或FAX以便区分。(eg: PHONE:12345678; FAX:87654321)
 - 2.字符限制，若无法全部填写，请在最后标*，并在首柜货描处填写*，接余下部分。
 - 3.城市/地区和邮政编码，如在地址栏已入，将重复显示。
 - 4.国家名将会自动被替换为国家代码，显示在地址处。如SHENZHEN,44,CHINA，会显示为SHENZHEN,44,CN。可在Print on BL的地址栏编辑修改



如何编辑 AMS/ACI 信息

- 对于美国/波多黎各的货物，由MSC申报AMS filling且提单与舱单资料不同的情况下，那么舱单(Manifested details)的Shipper/Consignee 信息必须为Real Shipper/ Real Consignee；提单显示(Print on BL)再录入完全不同的BL Shipper/BL Consignee，但舱单中和提单上 Notify party 必须始终保持一致。

(非以上情形，严禁使用PRINT ON B/L功能对Shipper/Consignee/Notify进行根本性编辑)

	Manifested details - 舱单	Print on BL - 提单
发货人Shipper (可以不同)	真实发货人 - Real Shipper	B/L Shipper
收货人Consignee(可以不同)	真实收货人 - Real Consignee	B/L Consignee
真实发/ 收货人= 提单发/ 收货人	请在Additional Comment处备注 AMS SHIPPER/CNEE = BILL SHIPPER/CNEE	

- 鉴于加拿大海关的要求，任何去往加拿大的货物，必须确保申报的真实收/发货人与提单上显示的收/发货人保持一致。



Container / Cargo – 货柜 / 货物信息

如有多个货柜或多条cargo row, 可通过Mass upload功能实现一次性复制和粘贴货物信息。详情见P21

Containers and Cargo

根据录入的货物资料自动汇总此货柜信息

Container No. ▼ Container Type ▼ Harmonized code ▼ Hazardous ▼

Container No.: TGCU5101630	Container Type: 40' HIGH CUBE	Seal Numbers: FJ18594867	HS Code(s): 392410	Total Gross Cargo Weight: 6360 Kgs	Tare weight: 3770 Kgs	Hazardous: No
-----------------------------------	-------------------------------	--------------------------	--------------------	------------------------------------	-----------------------	---------------

Hazardous Documentation

点击进入编辑页面

* Edit Container/Edit Cargo - 编辑货柜 / 货物信息 (点击后弹出的页面如下一页显示)

Add Cargo- 添加货物信息, 以下情况需要使用该项功能:

- 一个货柜装有危险品和普通货物, 必须分开申报
- 一个货柜的货物包含多个商品编码, 需按照每个商品编码录入对应的货物资料 (货描、包装件数、重量和体积).

提示: 如误删货柜图标将变成 Deleted 可点击 复原货柜。



Edit container - 编辑货柜 / 货物信息

Edit Container No. TRHU1963750



Container Cargo

输入柜号，点击 Verify 验证柜子是否正确可用

Container details

Container Type

20' DRY VAN

核对柜型

SOC: No

Tare weight: 2180 Kgs

Container Number:

TRHU1963750

Verify

Container verified!

Seal details (optional) 请根据封条来源填写封条号 (默认填写在carrier 处，有多个封条的请按实际填写)

You can provide multiple numbers separated by commas. Each number should be a maximum of 15 characters long.

Terminal Seal Number:

Shipper Seal Number:

Carrier Seal Number:

MSC发放

Customs Seal Number:

Vents Seal Number:

Customer Seal Number:

Container comments (optional)

Please provide comments here only for additional information without a dedicated input field.

注: Comments 默认不显示在BL, 若需显示请在Cargo Description填写, 另外此处有字节限制, 请勿填写非必要信息。

Additional HS code:

对于一些国家需要在舱单中录入additional HS CODE, 请在每个货柜的comments 处填写。

巴西需要申报木质, 请按如下样例同样在此位置填写:

有木质品Not Treated or Fumigated: wooden package: N

有木质品Treated or Fumigated outside the container: wooden package: Y

有木质品Fumigated inside the container: wooden package:Y container fumigation done at POL on DD/MM/YY

无木质品: 为空, 无需填写



Edit Container No. MSDU

Container **Cargo**

Cargo List

1.

依次录入HS CODE/唛头/货描/包装单位/件数/重量/体积, 危险品和普通货物请分开申报。

添加货物信息
+ Add Cargo

Harmonized code:

Marks & Numbers (optional):

Cargo Description:

The field is required

Gross Cargo Weight: Kgs Volume (optional): cu.m

The field is required

No. of packages: Package Type:

The field is required

Hazardous No Yes

选择货物类型:
No:普通货物(Non-Hazardous)
Yes:危险品(Hazardous)

Cancel Save

1: 输入HS CODE 后, 系统可能会询问是否覆盖货描信息为 HS CODE 信息 (如下图)

Update Cargo Description?

Do you want to update the cargo description from the Harmonized Code?

2: 输入货描信息 (包括HS CODE)

3: 多个货柜出一份单的情况下, 如果有需要显示在提单上的其他信息 (非此柜本身货描), 请将其填写在首柜的货描处, 并与此柜本身的货描隔开一段距离



危险品货物需要填写紧急联系信息，请参考 MDGF 录入，如有不同请先联系我司客服部更新 MDGF
(货物类型为普通货物Non-Hazardous，则无此页面)

Edit Container No. MSDU



Container

Cargo ¹

Emergency Contact Information ¹

To ensure utmost safety, we require Emergency Contact Information for Hazardous cargo shipments. Please note the provided details will be valid for all hazardous cargo in the same container. For additional information, please contact your MSC Agency.

Provider Name:

The field is required

Phone Number:

The field is required

Contact Name:

The field is required

Stuffing Contractor:

The field is required

Address (optional):

Location (optional):

Postal code (optional):



Customer Clauses – ICS2 SI Additional Specific Info 提单补料额外特定信息

点击Add New Clause, 严格按下列顺序和格式正确提供信息, 不可改变, 如下图所示:

Letter of Credit (This information will not be shown on the draft BL)

Add New Letter of Credit

Customer Clauses

Add New Clause

Additional Comments (This information will not be shown on t

Please add comments here



Letter of Credit (This information will not be shown on the draft BL)

Add New Letter of Credit

Customer Clauses

Clause #1

ICS2: House BL - Yes/No; Goods Delivered in EU - Yes/No; Seller and Buyer - Yes/No; EORI- xxxxxxxxxx

Add New Clause (备注: 客户自行向EU customs申报, 需提供申报方EORI号码; 通过MSC向EU customs申报, 则不提供申报方EORI号码。)



Additional Comments - 附加备注

如有特殊要求/备注请务必清楚说明，若无则按系统默认的信息处理，所备注的信息不会显示在提单上。

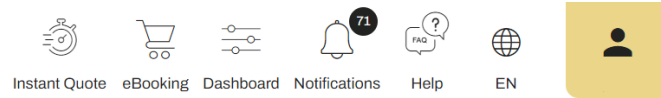
⤴ Additional Comments (This information will not be shown on the draft BL)



- AMS REMARK (如果提单上的发货人/收货人就为真实的发货人/收货人, 请备注AMS SHIPPER/CNEE = BILL SHIPPER/CNEE)
- B/L NUMBER
- FREIGHTED B/L: YES or NOT
- B/L PLACE OF ISSUE (无备注则默认POL为出单地)
- FEEDER B/L: YES or NOT
- ISSUE eBL: eBL applied & the first eBL requestor TMS CODE: xxxxxxxx (若出EBL请同时选择提单类型为Original eBL)
- 其他要求/备注请自行添加说明, 例如编辑POL的要求。我司会根据目的港规则去查看是否接受

提交补料

所有补料填写完成并先保存，检查无误后提交补料。只有点击“Submit / 提交”才能上传补料至MSC系统，“Save / 保存”仅代表在网站上保存之前录入的信息。



补料预览 (仅myMSC booking有此功能) ←

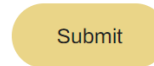


→ 点击Save保存补料信息

选择补料模板 (模板创建请参考P19) ←

提示：模板导入后务必检查信息是否完整无误

Document Type and Requested Copies							
<input checked="" type="radio"/>	Original Unfreighted	-	3	+	<input type="checkbox"/>		
					Copy Unfreighted		
					-	0	+
<input type="radio"/>	Original Freighted	-	0	+	<input type="checkbox"/>		
					Copy Freighted		
					-	0	+



→ 确认补料信息完整无误后，点击Submit提交补料

确认提单状态

路径:单击右上角Dashboard图标 >> SHIPPING INSTRUCTIONS >> 查找对应SO# 补料/提单的状态(Status)

Booking Number	Bill of Lading Number	Status	Created Date	Last Updated	MSC Agency
181AS0234981063J1	MEDUQM056162	✓ Sent to MSC	05 Oct 2023	20 Nov 2023	MSC CHINA (Chinese Mainland) - SOUTH
181AS0235029595J1	MEDUQM385662	🕒 Draft Pending Customer Approval	09 Nov 2023	17 Nov 2023	MSC CHINA (Chinese Mainland) - SOUTH

- **Draft:** SI仅保存未提交, 可随时编辑
- **Sent to MSC:** SI已成功提交至MSC系统, 客户将收到补料提交成功的通知邮件
- **Draft Pending Customer Approval:** B/L Draft 已完成并上传至myMSC, 可在此状态下预览, 修改, 确认B/L Draft
- **Customer Approved:** 提单无误需再次登录 MyMSC, 点击 ✓ 确认, 确认后提单状态将变更为 Customer Approved
- **Contact agency for further assistance:** SI 提交后, 出现未知情况, 需要联系当地文件部协助

Edit: 编辑, 可在此进行SI/Draft的修改

Print: 查看B/L Draft

Approve: 确认B/L Draft



Q 通过myMSC.com补料, SO拆分提单以及合并提单如何操作?

A 合单/拆单具体操作请进入myMSC 点击右上角 Help 进入 [myMSC FAQ:Free Form eSI](#) 获取

Q POD要求的特殊号码, 例如 CNPJ / TAX ID / NIF / CTN / 等, 应该如何录入?

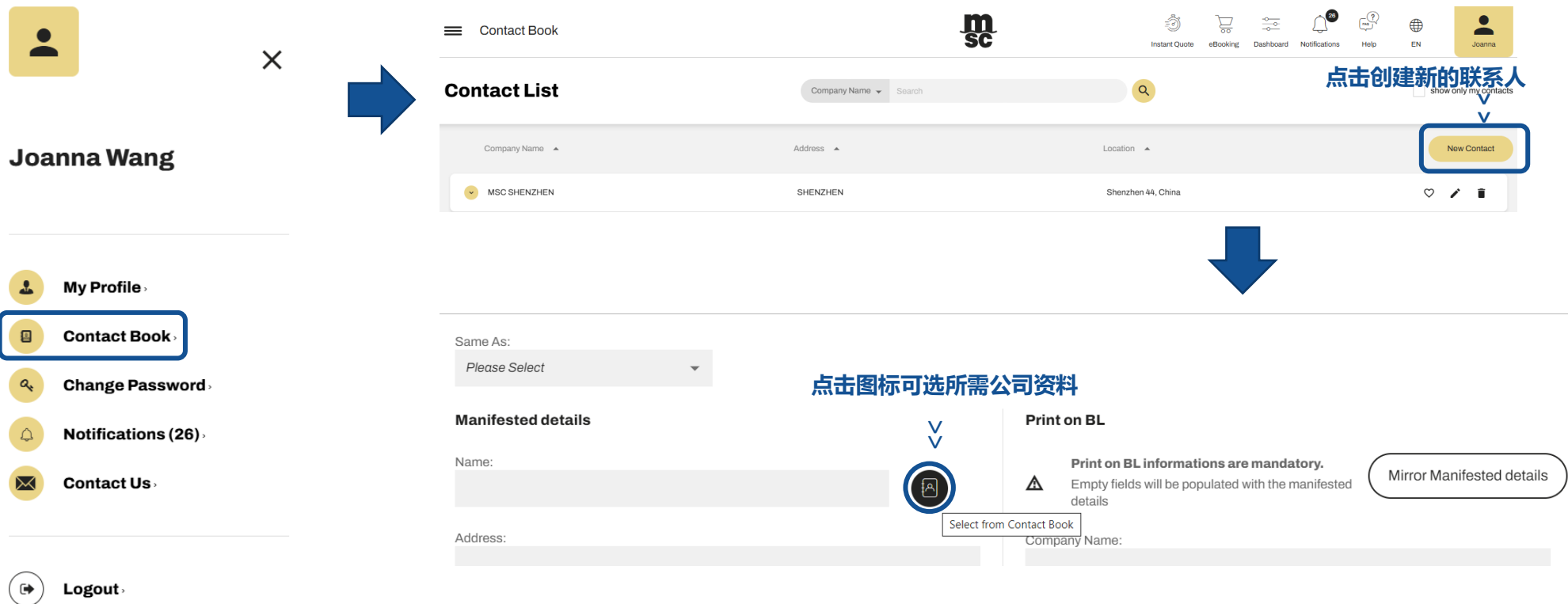
A 如果是属于shipper / consignee / notify公司的特殊号码, 例如CNPJ / TAX ID等, 请在对应地址栏录入
如果是属于货物的号码, 例如CTN / BESC 等, 请在货描处录入
特定港口所要求提供的相关号码,可通过 [Special Number List required for specific ports](#) 点击获得

Q 有常用客户或相同的货物, 如何快捷录入相同的补料信息?

A 可以通过myMSC的通讯录和模板功能实现一键导入客户/货物信息 (详情请参考P19 & P20)

通讯录 - 添加常用联系人

- 1- 点击右上角个人头像 > > 选择Contact Book > > 进入Contact List界面, 点击New Contact > > 录入资料并保存。
- 2- 保存成功后, 可在录入Shipper/Consignee/Notify party时点击Contact Book 图标  选择预先保存的公司。



Joanna Wang

- My Profile
- Contact Book**
- Change Password
- Notifications (26)
- Contact Us
- Logout

Contact Book

MSC SHENZHEN SHENZHEN Shenzhen 44, China

Click to create new contact

Click icon to select required company information

Manifested details

Name:

Address:

Print on BL

Print on BL informations are mandatory. Empty fields will be populated with the manifested details

Mirror Manifested details

Select from Contact Book

Template – 补料模板创建 (Dashboard→Shipping instruction →Template)

□ 温馨提示: 此版面非补料界面, 仅用于模板 (无货柜号/封条) 创建。

- New: 创建新模板
- Create from Shipping Instruction: 从以往的SI中导出模板

Shared: 开启分享
可将模板共享给已关联账户

选择MSC agency (仅创建新模板有此选项)

确认模板内容, 命名保存



Mass Upload – 批量上传货柜/货物信息 (进入途径参考P10)

Mass upload功能可实现一次性复制和粘贴多个货柜及其货物的数据，无需单独复制和粘贴每个货柜的货物数据。更多详细步骤和指南，可参阅[myMSC FAQ](#)。

- 您可以使用 Ctrl+C、Ctrl+V 和 Delete/Backspace 键来复制、粘贴和删除网格中的数据。注意：在复制和粘贴数据之前，请确保已禁用 Caps Lock 键。
- 录入顺序建议：先货柜信息（包括柜号和封条），然后货物信息，以避免出现错行情况。

Container & Cargo details X

Use **Ctrl+C**, **Ctrl+V** and **Delete/Backspace** keys to copy paste and delete values in the grid below. Disable **Caps Lock** key before copying and pasting data. For additional instructions and guidelines please check [myMSC FAQ](#).

Show Seal columns

##	Equipment Type	Container No.	Container Settings	HS Codes	Cargo Description	Marks & Nos.	G.Cargo Weight	Unit	Volume	Unit	Package No.	Package Type	Hazardous	
1	40' HIGH CUBE	MSCU5102444	Settings	9503	toys	N/M	12	kgs	1	cu.m.	1	BAG	Hazardous	⋮
2	40' HIGH CUBE	MSDU8243692	Settings	940171	GARDEN FURNITURE	N/M	18	kgs	2	cu.m.	2	PACKAGE	Hazardous	⋮
3	40' HIGH CUBE	MEDU6255085	Settings	852691	COOKING MACHINE	N/M	8	kgs	1.2	cu.m.	3	CARTON	Hazardous	⋮

- Equipment type: 柜型，不可编辑。
- Container No.: 按柜型录入。
- Container Settings: 如需更新货柜的基本参数，请联系我司客服部。若为冷冻柜，请录入温度参数。

- Show Seal columns: 勾选复选框以显示/隐藏封条字段，将封条号粘贴到对应网格中。默认填写在Carrier Seal处，多个封条时请按实际情况填写。（下图所示）

Show Seal columns

##	Equipment Type	Container No.	Container Settings	Terminal Seal	Shipper Seal	Carrier Seal	Customs Seal	Vents Seal	Customer Seal
1	40' HIGH CUBE	MSMU6143704	Settings			FJ12345678			
2	40' HIGH CUBE	MSMU5961938	Settings			FJ87654321			
3	40' HIGH CUBE	MSMU6203195	Settings			FJ11223344			



Mass Upload – 批量上传货柜/货物信息 (进入途径参考P10)

Container & Cargo details



Use **Ctrl+C**, **Ctrl+V** and **Delete/Backspace** keys to copy paste and delete values in the grid below. Disable **Caps Lock** key before copying and pasting data. For additional instructions and guidelines please check [myMSC FAQ](#).

Show Seal columns

##	Equipment Type	Container No.	Container Settings	HS Codes	Cargo Description	Marks & Nos.	G.Cargo Weight	Unit	Volume	Unit	Package No.	Package Type	Hazardous	
1	40' HIGH CUBE	MSMU6143704	Settings	9503	toys	N/M	100	kgs	10	cu.m.	30	BAG	Hazardous	⋮
2	40' HIGH CUBE	MSMU5961938	Settings	940171	garden furniture	N/M	180	kgs	5	cu.m.	12	PACKAGE	Hazardous	⋮
3	40' HIGH CUBE	MSMU6203195	Settings	852891	cooking machine	N/M	200	kgs	5	cu.m.	10	CARTON	Hazardous	⋮



Add Cargo
Delete Container

- HS CODE/Cargo Description/Marks&Nos./G.Cargo Weight/Volume/Unit/Package No.: 请按照相应行和列的顺序, 选中相应的网格后复制和粘贴对应的货物信息。
- Package type:请双击网格后, 点击下拉菜单选择包装单位。请勿复制粘贴。
- Hazardous:请填写危险品货物信息及紧急联系信息, 需与 MDGF 一致, 如有不同, 请先联系我司客服部进行更新。

如需在货柜下add cargo:

- 点击Add Cargo添加对应货柜下的 cargo row 。
- 按照相应行和列的顺序, 选中相应的网格后复制和粘贴对应的货物信息, 注意Package type 需点击下拉菜单选择包装单位, 不可复制粘贴。

Mass Upload – 批量上传货柜/货物信息 (进入途径参考P10)

Container & Cargo details ✕

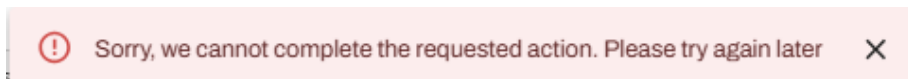
Use **Ctrl+C**, **Ctrl+V** and **Delete/Backspace** keys to copy paste and delete values in the grid below. Disable **Caps Lock** key before copying and pasting data. For additional instructions and guidelines please check [myMSC FAQ](#).

Show Seal columns

##	Equipment Type	Container No.	Container Settings	HS Codes	Cargo Description	Marks & Nos.	G.Cargo Weight	Unit	Volume	Unit	Package No.	Package Type	Hazardous	
1	40' HIGH CUBE	MSMU6143704	Settings	9503	toys	N/M	100	kgs	10	cu.m.	30	BAG	Hazardous	⋮
				9503	doll		20	kgs	1	cu.m.	1	BAG	Hazardous	⋮
2	40' HIGH CUBE	MSMU5961938	Settings	940171	garden furniture	N/M	180	kgs	5	cu.m.	12	PACKAGE	Hazardous	⋮
3	40' HIGH CUBE	MSMU6203195 !	Settings	852691	cooking machine	N/M	200	kgs	5	cu.m.	10	CARTON	Hazardous	⋮

所有货物信息录入完整后，点击Save保存货柜/货物信息。

- 如果网格出现提示信息 !，将光标悬停在图标上会显示验证信息，请根据提示修改后再保存。
- 如果点击save保存后，页面无 !，但是显示如下图，请检查Package Type，需点击下拉菜单选择包装单位。



点击Save保存
货柜/货物信息

温馨提示：请在成功保存后返回补料主界面，逐一查看货柜及其对应的货物信息（包括格式）

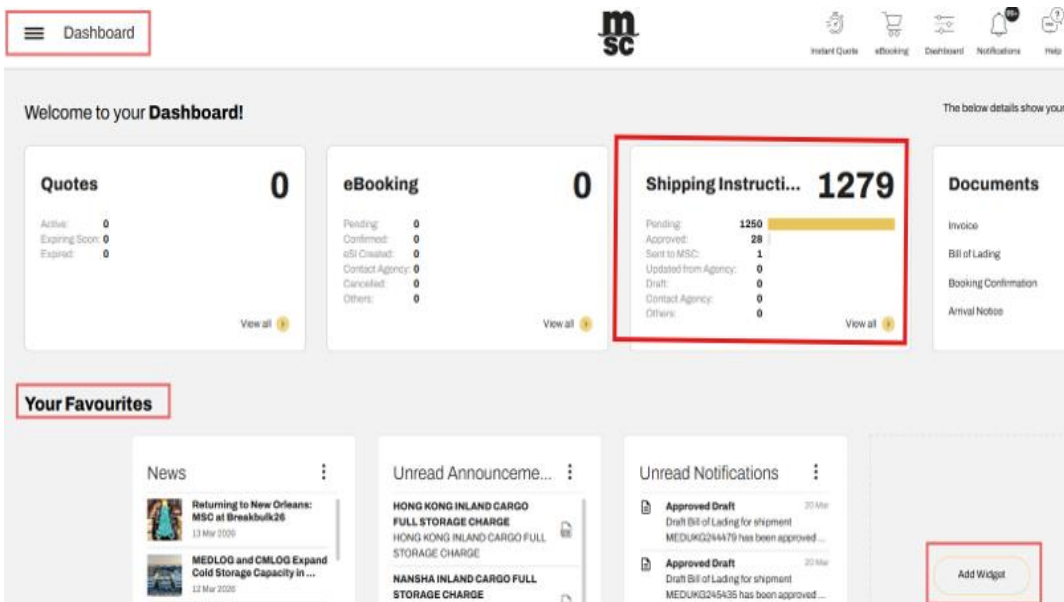
- 检查确保货物信息正确复制到了对应的网格中；
- 由于货描和唛头栏位存在字符限制，对于长货描或唛头信息，请确保信息被完整复制和粘贴；
- 请注意检查货描和唛头的格式，如需调整，可通过点击货柜中的“Edit Cargo”按钮进行相应修改。



提交的SI 要在哪查询?

方式一 & 二提交的SI: Dashboard → Shipping Instruction

方式三提交的SI: Dashboard → Your Favourites → add Widget → 添加Free form eSI 即可查看相关SI记录



若对于以上SI制作流程有任何疑问，可直接联系 MSC XIAMEN 单证

Email: CHN-DOCEXP.XMNFOC@MSC.COM

Josh Dai

Tel: 0592 5350241

Joyce Zheng

Tel: 0592 5350251

⚠ 注意事项

myMSC.com的功能在持续优化和升级当中，此用户指引有可能会被更新，因此请确保从以下网站下载最新版本，我司将不做另行通知。

<https://sc.y2t.com/eshipping/msc.action>

Version -myMSC.COM SI-User Guide (Feb 2025)

增加和更新内容:

Customer Clauses – ICS 2 SI Additional Specific Info.(P14)/Mass Upload批量上传货柜/货物信息(P21,22,23)



